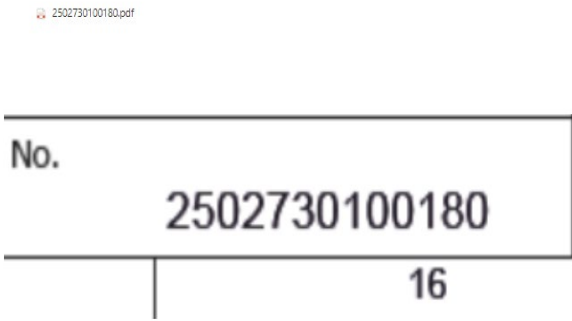
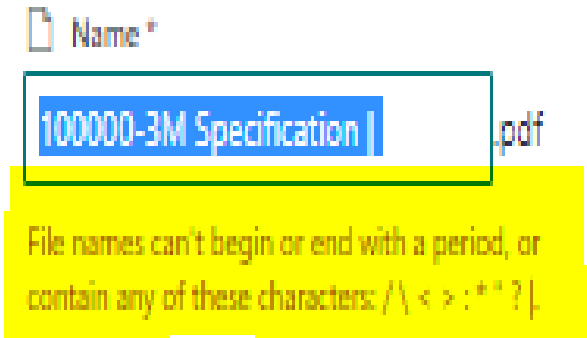
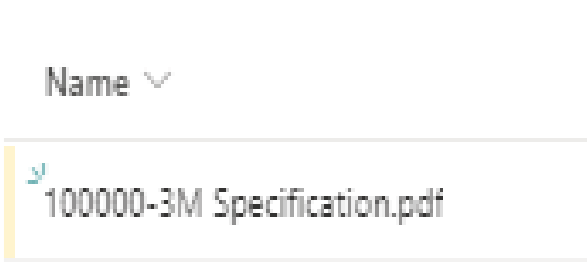
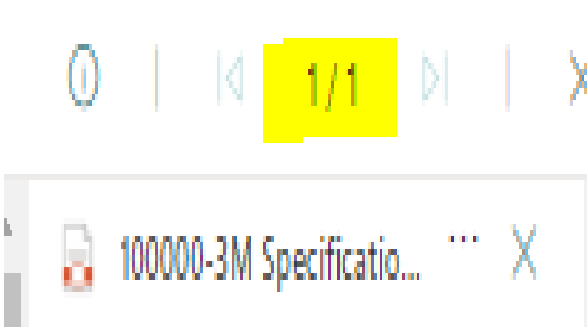
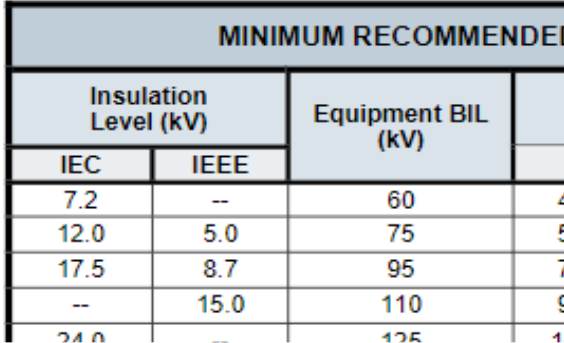
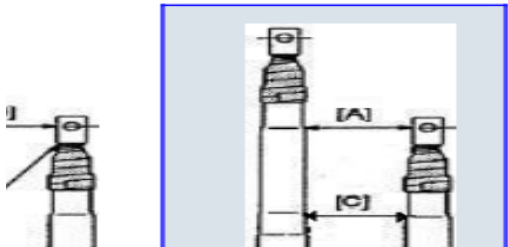

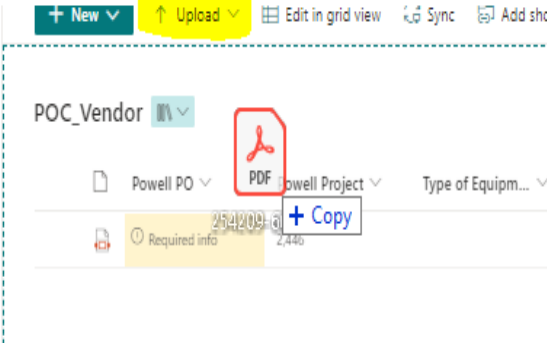

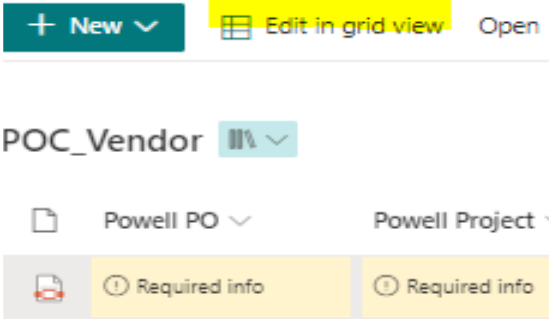


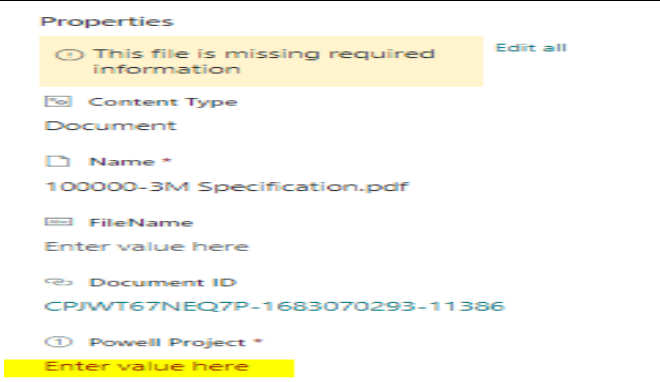
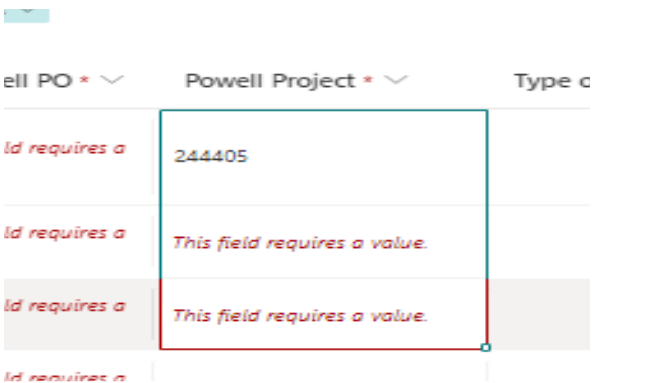
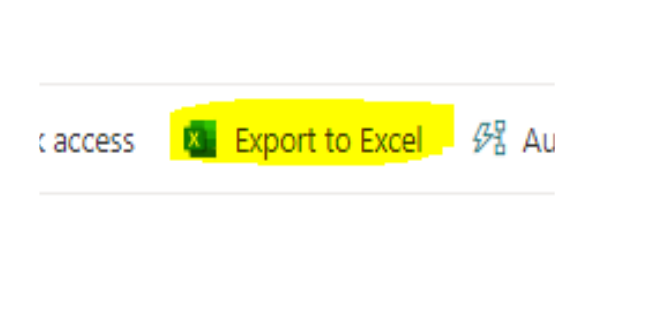
Purpose and Scope:	To provide instruction on how to upload to Powell's Vendor Document Library		
Machine/Equipment/Program Used:	Microsoft SharePoint	Functional Group:	Document Control (DC)
Definitions:	NA	Category:	Vendor Transmittals
Appendix:	NA	Records and other related documents:	Supplier Documentation Requirements (DC-GU-0807)

#	Activity Step		Safety +, Environmental ☠, Quality ♦ & Reminder ! Key Points
1.		<p>When uploading to the Powell Vendor Documentation Portal the following file restrictions are in place:</p> <p>File names must match the Drawing/Document Number or a document number will be assigned by supplier in lieu of Document Number contained within the file itself.</p> <p>Example 1: Drawing Number = 1099520101001, Filename = 1099520101001.dwg</p> <p>Example 2: Document without Unique Number = Doc type is ITP. Assign unique doc.# 123-ITP.docx</p>	

2.		<p>When uploading to the Powell Vendor Documentation Portal the following file restrictions are in place:</p> <p>File names must not contain any of the following characters: / \ < > : * " ? </p> <p>File names cannot start with an underscore (_) or a period (.) and they cannot have consecutive periods (...) in them.</p>	<p>! You will receive an error and be unable to proceed.</p>
3.		<p>When uploading to the Powell Vendor Documentation Portal the following file restrictions are in place:</p> <p>File name must stay consistent even at different submittal stages. If a document is to be cancelled/voided/superseded, an official transmittal notification must be submitted, outlining the change. The cancelled/superseded file name/document number should not be used again during the project.</p>	
4.		<p>When uploading to the Powell Vendor Documentation Portal the following file restrictions are in place:</p> <p>All drawings and documents must be sent as single page files with unique filenames. <u>Merged PDFs are not acceptable.</u></p> <p>The only exception is multiple sheet documents or data sheets with the same title (Example: ITP with more than one page).</p>	<p>! Your document will be rejected if this step is not followed.</p>

5.	 <table border="1"> <thead> <tr> <th colspan="4">MINIMUM RECOMMENDED</th> </tr> <tr> <th colspan="2">Insulation Level (kV)</th> <th rowspan="2">Equipment BIL (kV)</th> <th rowspan="2"></th> </tr> <tr> <th>IEC</th> <th>IEEE</th> </tr> </thead> <tbody> <tr> <td>7.2</td> <td>--</td> <td>60</td> <td>4</td> </tr> <tr> <td>12.0</td> <td>5.0</td> <td>75</td> <td>5</td> </tr> <tr> <td>17.5</td> <td>8.7</td> <td>95</td> <td>7</td> </tr> <tr> <td>--</td> <td>15.0</td> <td>110</td> <td>9</td> </tr> <tr> <td>24.0</td> <td>--</td> <td>125</td> <td>1</td> </tr> </tbody> </table>	MINIMUM RECOMMENDED				Insulation Level (kV)		Equipment BIL (kV)		IEC	IEEE	7.2	--	60	4	12.0	5.0	75	5	17.5	8.7	95	7	--	15.0	110	9	24.0	--	125	1	<p>When uploading to the Powell Vendor Documentation Portal the following file restrictions are in place:</p> <p>All documents must be clear and legible (when printed and/or scanned) and must be provided in the English language.</p>	
MINIMUM RECOMMENDED																																	
Insulation Level (kV)		Equipment BIL (kV)																															
IEC	IEEE																																
7.2	--	60	4																														
12.0	5.0	75	5																														
17.5	8.7	95	7																														
--	15.0	110	9																														
24.0	--	125	1																														
6.		<p>When uploading to the Powell Vendor Documentation Portal the following file restrictions are in place:</p> <p>All documents submitted must be properly oriented. Upon opening a document, the reviewer should be able to read all text from top to bottom, left to right, without rotating the document.</p>																															
7.	<p>EDE Vendor Portal</p>  <p>EDE Vendor Library Drop-Off Portal</p>	<p>Submitting Documents through the Powell Vendor Documentation Portal:</p> <p>Login to Powell's Vendor Documentation Portal</p>																															

8.		Drag files or select Upload	
9.		<p>Once uploaded, the following will be required fields:</p> <ul style="list-style-type: none"> Powell PO Powell Project # Equipment Tag Revision Number Submission Type (OFA – Out For Approval; RTM – Release to Manufacturing; RS – Record Shop) <p>There will be a yellow box where there is required information.</p>	<p>! If you use different acronyms for submittal types, you can add these by typing in the field.</p>
10.		To update date these field you can select either "Edit in Grid View"	

11.		<p>Or click on any of the columns and the properties field will open on the right.</p>	
12.		<p>Complete these steps for each document and drawing.</p> <p>Note: In Grid View, it will work like excel you can copy and paste or drag down the column to set all the values the same.</p>	
13.		<p>Note: If needed the Export to Excel feature can be used to obtain all the relevant document information needed for the transmittal.</p>	